



Australian Government

Department of Foreign Affairs and Trade

BANGLADESH



Fact sheets are updated biannually; August and February

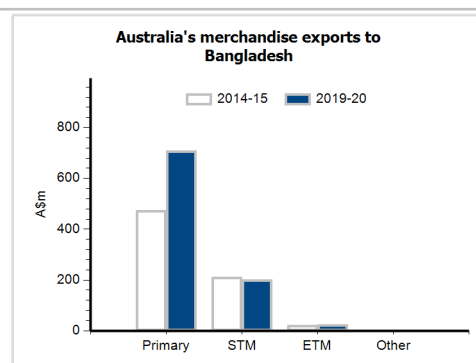
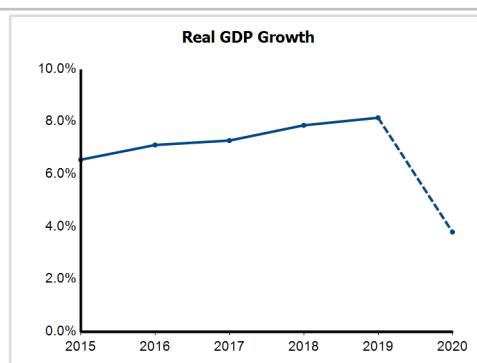
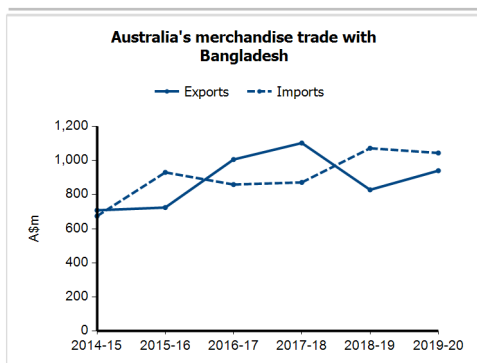
General information

Capital: Dhaka
Land area: 130,170 sq km
Official language(s): Bengali
Population: 166.6 million (2019)
Currency: Taka

Head of State
 President HE Md. Abdul Hamid
Head of Government
 Prime Minister HE Sheikh Hasina

Economic indicators (a)

	2015	2016	2017	2018	2019	2020
GDP (US\$b) (current prices)	195.2	221.4	249.7	274.0	302.5	317.8
GDP per capita (US\$)	1,220.8	1,370.8	1,530.1	1,661.9	1,816.0	1,888.0
GDP PPP (Int'l \$b)	595.4	650.7	710.6	786.0	869.0	864.9
GDP per capita PPP (Int'l \$)	3,724.3	4,028.6	4,354.4	4,766.9	5,216.8	5,138.6
Real GDP growth (% change yoy)	6.6	7.1	7.3	7.9	8.2	3.8
Current account balance (US\$b)	3.5	4.3	-1.3	-9.6	-5.1	-4.8
Current account balance (% GDP)	1.8	1.9	-0.5	-3.5	-1.7	-1.5
Inflation (% change yoy)	6.4	5.9	5.4	5.8	5.5	5.6
Unemployment (% labour force)	na	4.3	4.4	na	na	na



Australia's trade and investment relationship with Bangladesh (b)

Australian merchandise trade with Bangladesh, 2019-20 (A\$m)		Total share	Rank	Growth (yoy)
Exports to Bangladesh	941	0.2%	25th	13.6%
Imports from Bangladesh	1,045	0.3%	33rd	-2.6%
Total merchandise trade (exports + imports)	1,985	0.3%	30th	4.4%

Major Australian exports, 2019-20 (A\$m)

Vegetables, f.c.f.	374
Ferrous waste & scrap	243
Copper	121
Cotton	41

Major Australian imports, 2019-20 (A\$m)

Other textile clothing	387
Men's clothing (excl knitted)	234
Women's clothing (excl knitted)	137
Women's clothing, knitted	91

Australia's trade in services with Bangladesh, 2019-20 (A\$m)

	Total share	Rank	Growth (yoy)
Exports of services to Bangladesh	0.6%	27th	5.2%
Imports of services from Bangladesh	0.2%	52nd	10.0%

Australia's investment relationship with Bangladesh, 2019 (A\$m)

	Total	FDI
Australia's investment in Bangladesh	444	np
Bangladesh's investment in Australia	np	np

Bangladesh's global merchandise trade relationships

Bangladesh's principal export destinations, 2018

1 Germany	13.1%
2 United States	12.3%
3 United Kingdom	8.4%
14 Australia	1.7%

Bangladesh's principal import sources, 2018

1 China	23.8%
2 India	15.6%
3 Singapore	5.2%
16 Australia	1.2%

Compiled by the Statistics Section, DFAT, using the latest data from the ABS, the IMF and various international sources

(a) Economic indicators data is from the IMF WEO where available, the EIU or other reputable source. Data may include forecasts or projections for recent years. GNI may be shown in lieu of GDP for countries where GDP data is unavailable.
 (b) Merchandise trade data is based on published and unpublished ABS data. May exclude confidential items of trade. Totals may not add up due to rounding. Investment data is stocks as at end December.

All data may be subject to future revisions.

GDP - Gross Domestic Product PPP - Purchasing power parity GNI - Gross National Income na - Data is not available np - Data is not published .. - Data is not meaningful Primary - Primary goods STM - Simply transformed manufactures
 ETM - Elaborately transformed manufactures Other - Other goods including non-monetary gold f.c.f. - Fresh, chilled or frozen nes - Not elsewhere specified